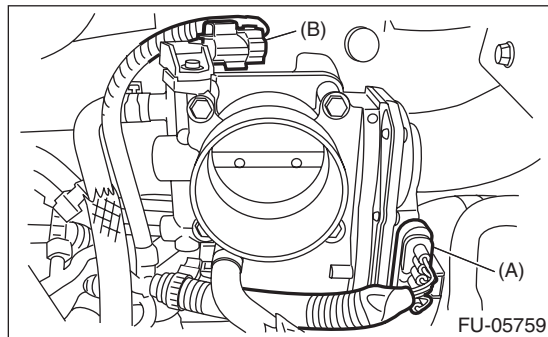


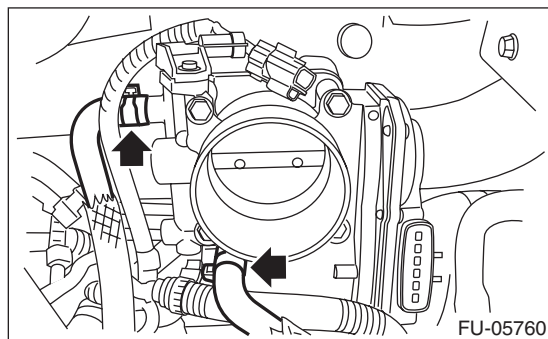
## 2. Throttle Body

### A: REMOVAL

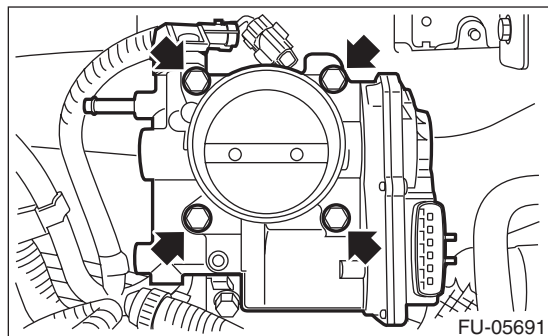
- 1) Disconnect the ground cable from battery.
- 2) Lift up the vehicle.
- 3) Remove the under cover. <Ref. to EI-21, REMOVAL, Front Under Cover.>
- 4) Drain approximately 3.0 L (3.2 US qt, 2.6 Imp qt) of coolant. <Ref. to CO(STI)-13, DRAINING OF ENGINE COOLANT, REPLACEMENT, Engine Coolant.>
- 5) Remove the intercooler. <Ref. to IN(STI)-13, REMOVAL, Intercooler.>
- 6) Disconnect the connector (A) from the throttle position sensor, and the connector (B) from the manifold pressure sensor.



- 7) Disconnect the engine coolant hose from throttle body.



- 8) Remove the throttle body from the intake manifold.



### B: INSTALLATION

Install in the reverse order of removal.

NOTE:

Use a new gasket.

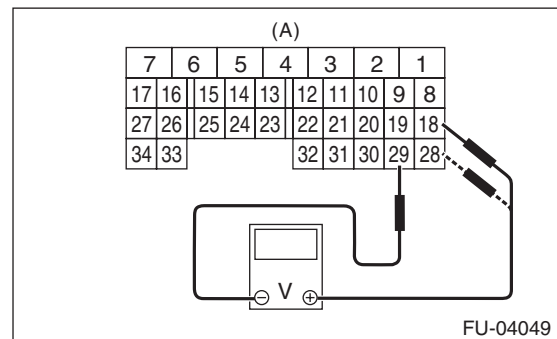
**Tightening torque:**

**8 N·m (0.8 kgf·m, 5.9 ft·lb)**

### C: INSPECTION

#### 1. THROTTLE SENSOR INSPECTION (METHOD WITH CIRCUIT TESTER)

- 1) Remove the glove box. <Ref. to EI-63, REMOVAL, Glove Box.>
- 2) Turn the ignition switch to ON. (engine OFF)
- 3) Measure the voltage between ECM connector terminals.



(A) To ECM connector

Throttle sensor	Accelerator pedal	Terminal No.	Standard
Main	Not depressed (full closed)	18 (+) and 29 (-)	Approx. 0.6 V
	Depressed (full opened)		Approx. 3.96 V
Sub	Not depressed (full closed)	28 (+) and 29 (-)	Approx. 1.48 V
	Depressed (full opened)		Approx. 4.17 V

- 4) After inspection, install the related parts in the reverse order of removal.

# Throttle Body

## FUEL INJECTION (FUEL SYSTEMS)

---

### 2. THROTTLE SENSOR INSPECTION (METHOD WITH SUBARU SELECT MONITOR)

- 1) Turn the ignition switch to ON. (engine OFF)
- 2) Read the throttle opening angle signal and voltage of throttle sensor using Subaru Select Monitor.  
<Ref. to EN(STI)(diag)-36, DISPLAY CURRENT ENGINE DATA (NORMAL MODE), OPERATION, Subaru Select Monitor.>

Throttle sensor	Throttle opening angle signal	Standard
Main	0.0%	Approx. 0.6 V
	100.0%	Approx. 3.96 V
Sub	0.0%	Approx. 1.48 V
	100.0%	Approx. 4.17 V

### 3. OTHER INSPECTIONS

- 1) Check that the throttle body has no deformation, cracks or other damages.
- 2) Check that the engine coolant hose has no cracks, damage or loose part.